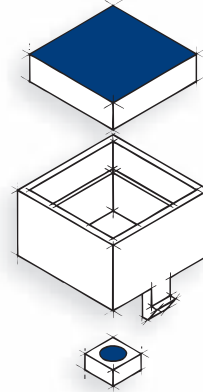
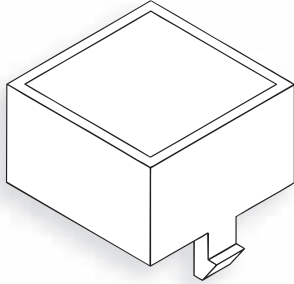


**FEATURES**

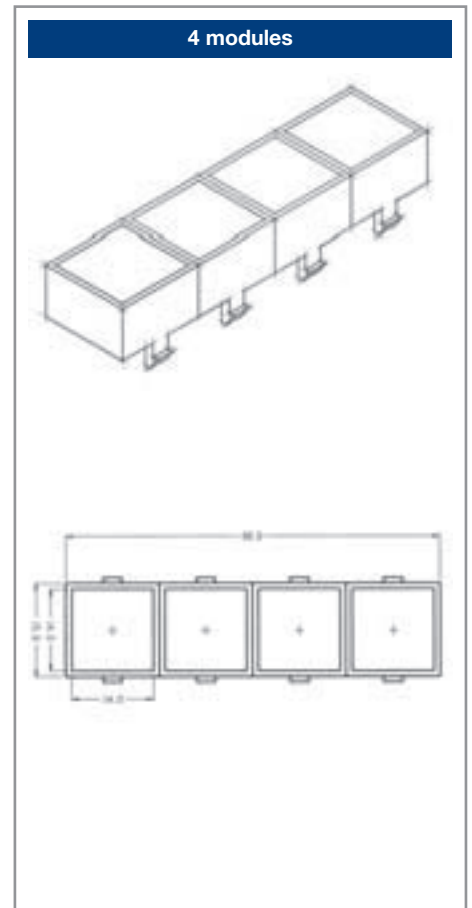
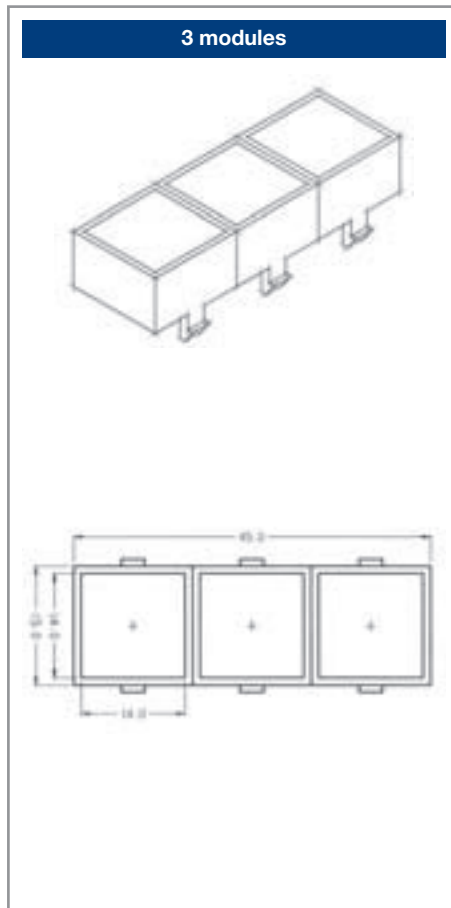
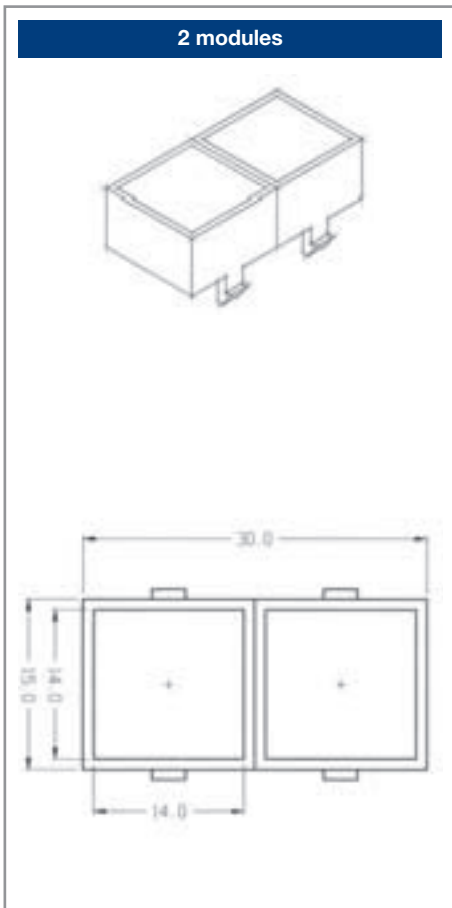
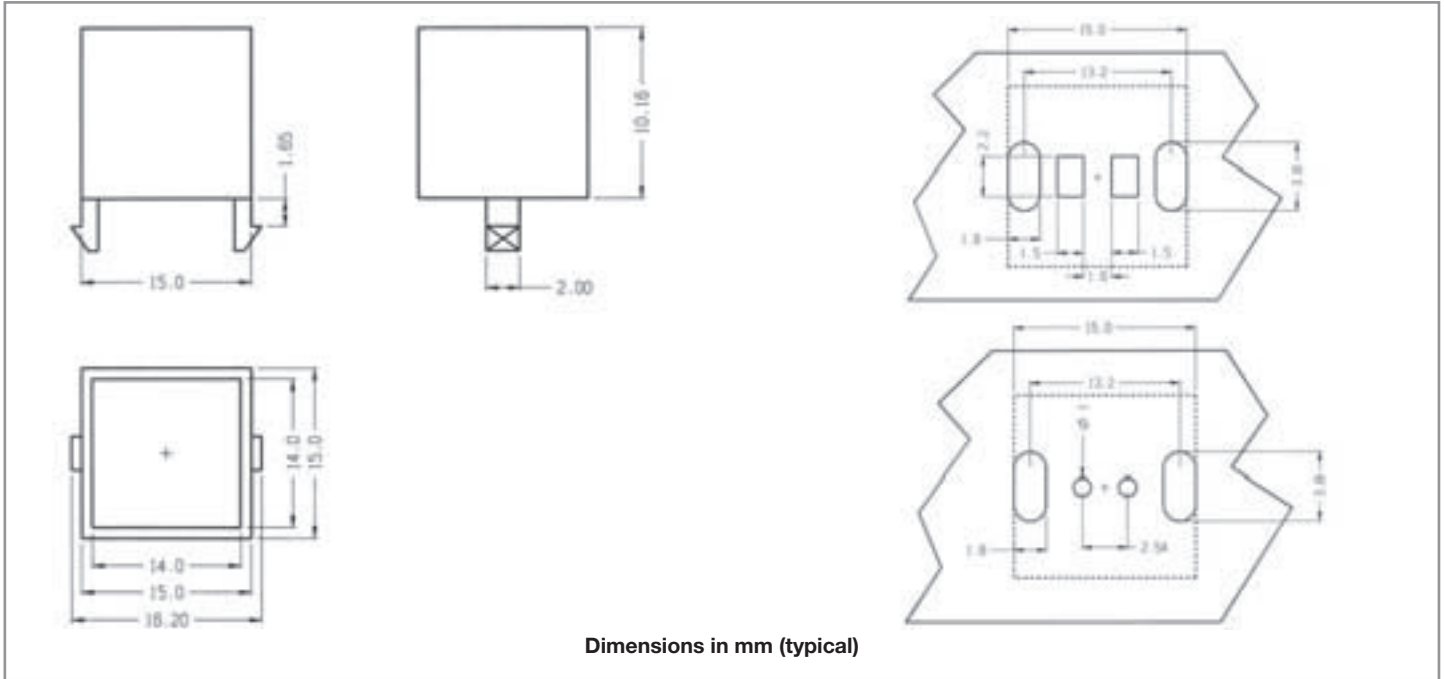
- ▶ Helps to eliminate mixed technology PCB processing
- ▶ Excellent on/off contrast
- ▶ Choice of 9 bright colors
- ▶ Uniform light area
- ▶ Easily mounted on PCB by snap-in
- ▶ Arrangeable in rows
- ▶ Industry Standard Footprint

- ▶ Designed for low current operation
- ▶ Dominant wavelength from 430 nm to 700 nm
- ▶ LEDs color can be mixed in a single housing
- ▶ Reduce insertion cost
- ▶ Case in different colors
- ▶ Flush mountable
- ▶ Custom version without cost



Code	Module Dimensions L x H x T (mm)	Effective Viewing (mm)	LEDs Q.ty	Led Color (nm) Typ.		Iv (mcd) Typ	IF (mA) Typ	Vf (Volt) @ 20mA	Case Colour
<b>SMD (PLCC2 3,2x2,8)</b>									
KLB700 W-Y	15x15x10,16	14x14	1	Yellow	590	138	20	2,2	White
KLB700 Y-Y	15x15x10,16	14x14	1	Yellow	590	138	20	2,2	Yellow
KLB700 W-YL	15x15x10,16	14x14	1	Yellow	590	5	2	2,1	White
KLB700 Y-YL	15x15x10,16	14x14	1	Yellow	590	5	2	2,1	Yellow
KLB700 W-A	15x15x10,16	14x14	1	Amber	615	149	20	2,1	White
KLB700 Y-A	15x15x10,16	14x14	1	Amber	615	149	20	2,1	Yellow
KLB700 W-W	15x15x10,16	14x14	1	White	X=0,30 y=0,32 180	20	4,2	White	
KLB700 W-R	15x15x10,16	14x14	1	Red	630	90	20	2,2	White
KLB700 R-R	15x15x10,16	14x14	1	Red	630	90	20	2,2	Red
KLB700 W-RL	15x15x10,16	14x14	1	Red	628	5	2	2,2	White
KLB700 R-RL	15x15x10,16	14x14	1	Red	628	5	2	2,2	Red
KLB700 W-U	15x15x10,16	14x14	1	Blue	470	47	20	4,5	White
KLB700 U-U	15x15x10,16	14x14	1	Blue	470	47	20	4,5	Blue
KLB700 W-G	15x15x10,16	14x14	1	Green	570	120	20	2,1	White
KLB700 G-G	15x15x10,16	14x14	1	Green	570	120	20	2,1	Green
KLB700 W-GL	15x15x10,16	14x14	1	Green	570	5	2	2,1	White
KLB700 G-GL	15x15x10,16	14x14	1	Green	570	5	2	2,1	Green
KLB700 W-I	15x15x10,16	14x14	1	Super red	635	185	20	2,2	White
KLB700 R-I	15x15x10,16	14x14	1	Super red	635	185	20	2,2	Red
KLB700 W-B	15x15x10,16	14x14	1	Red - Green	630/570	20/20	10	2,2	White

<b>PTH (ø 3 mm LED)</b>									
KLB710 W-Y	15x15x10,16	14x14	1	Yellow	590	25	20	2,2	White
KLB710 Y-Y	15x15x10,16	14x14	1	Yellow	590	25	20	2,2	Yellow
KLB710 W-YL	15x15x10,16	14x14	1	Yellow	590	5	2	2,1	White
KLB710 Y-YL	15x15x10,16	14x14	1	Yellow	590	5	2	2,1	Yellow
KLB710 W-A	15x15x10,16	14x14	1	Amber	615	136	20	2,1	White
KLB710 Y-A	15x15x10,16	14x14	1	Amber	615	136	20	2,1	Yellow
KLB710 W-W	15x15x10,16	14x14	1	White	X=0,30 y=0,32 300	20	4,2	White	
KLB710 W-R	15x15x10,16	14x14	1	Red	625	32	20	2,2	White
KLB710 R-R	15x15x10,16	14x14	1	Red	625	32	20	2,2	Red
KLB710 W-RL	15x15x10,16	14x14	1	Red	625	5	2	2,2	White
KLB710 R-RL	15x15x10,16	14x14	1	Red	625	5	2	2,2	Red
KLB710 W-U	15x15x10,16	14x14	1	Blue	470	405	20	4,3	White
KLB710 U-U	15x15x10,16	14x14	1	Blue	470	405	20	4,3	Blue
KLB710 W-G	15x15x10,16	14x14	1	Green	565	30	20	2,1	White
KLB710 G-G	15x15x10,16	14x14	1	Green	565	30	20	2,1	Green
KLB710 W-GL	15x15x10,16	14x14	1	Green	565	5	2	2,1	White
KLB710 G-GL	15x15x10,16	14x14	1	Green	565	5	2	2,1	Green
KLB710 W-I	15x15x10,16	14x14	1	Super red	625	85	20	2,2	White
KLB710 R-I	15x15x10,16	14x14	1	Super red	625	85	20	2,2	Red
KLB710 W-B	15x15x10,16	14x14	1	Red - Green	625/565	30/30	20	2,2	White



**OPTIONS AVAILABLE**

- ◆ Different Lengths & Shape
- ◆ Special LEDs on request
- ◆ Bin Selection
- ◆ Ultrabright (from 300 to 3.000 mcd)
- ◆ Bicolor-Tricolor and Full Color
- ◆ Light Push Button
- ◆ Blinking LEDs
- ◆ 5V & 12V Integrated Resistor

**MATERIAL SPECIFICATION**

- ◆ Housing: PC
- ◆ Lens: PC Optic
- ◆ Operating Temperature: - 40 to + 125 °C
- ◆ Soldering Temperature: 260 °C ≤ 5 sec.
- ◆ Storage Temperature: -60° to + 125°C
- ◆ MTBF: 100.000 hours @ 20mA
- 250.000 hours @ 2mA
- ◆ Plastic Color & Material on Request

**APPLICATIONS**

- ◆ Business Machine Message Annunciators
- ◆ Telecommunication Indicators
- ◆ Front Panel Process Status Indicators
- ◆ PC Board Identifiers
- ◆ Light Push Button
- ◆ Portable Data Entry Device
- ◆ Medical Equipment
- ◆ Transportation Equipment